



Porsche Club of America Phase II Registration

A Step-by-Step Guide

Opens April 5, 2022 at 12:00 PM (NOON) ET

Parade Registration is Divided Into 2 Phases:

Phase I: Register for Parade & Reserve Housing

Phase II: Register Co-Entrants, Guests & Juniors
Register for Banquets, All Events, & Activities

You may still register for Parade and reserve housing during Phase II.

Phase II Registration opens Wednesday, April 5, 2023 at 12 noon ET.



Phase II Registration is a la carte.

Register for banquets, events and activities specific to you and your family.



The key to Phase II Parade Registration
is **preparation.**

Please review our **website** for information on
banquets, events, times, prices,
and event requirements.

Read the website carefully!

www.PorscheParade.org



Phase II Registration can feel overwhelming.

Make your schedule and cross reference it against the Parade schedule on our website

www.PorscheParade.org



Banquets



Pirelli Welcome Party

Kicks off Parade Sunday Evening, June 18

Two-Part Event

Social Hour: 7:00 pm - 8:00 pm

- All Entrants are welcome, no ticket required
- Cash bar (no food)
- Hear welcome announcements, guest speakers and reconnect with friends.

Dinner: 8:15 pm - 9:30 pm

- Ticket required for **ALL** entrants, including kids.
- Plated Dinner
- Plated Kids Meal Option
- Entertainment



Porsche Concours d'Elegance & PCA National Awards Banquet

Tuesday Evening, June 20



- Premier Concours Awards
- PCA National Awards
- Assigned Seating (no changes)
- Plated Dinner.
- Plated Kids Meal Option
- Business Attire
- 7:00 pm - 7:30 pm - Social Hour
- 7:30 pm - 9:30 pm - Dinner & Awards
- Door Prizes



Porsche Design TSD Rally Banquet

Wednesday Evening, June 21



- TSD Rally Awards
- Region Website/Newsletter Awards
- Buffet
- Plated Kids Meal Option
- 7:00 pm - Social
- 7:30 pm - Dinner
- Door Prizes



Michelin Autocross Awards & PCA Juniors Recognition Dinner

Friday Evening, June 23



- Awards
 - Michelin Autocross Awards
 - Michelin Long Distance Award
 - PCA Juniors Recognition
 - Golf Tournament Awards
 - Gimmick Rally Awards
 - RC Car Awards
 - Art Show Awards
 - PCA Membership Awards
- Buffet
- Plated Kids Meal Option
- 6:00 pm - 6:30 pm - Social
- 6:30 pm - 9:00 pm - Dinner & Awards
- Door Prizes



Reliable Carriers Victory Banquet

Saturday Evening, June 18



- Historical & Tech Quiz Awards
- 5k Walk/Run Awards
- Assigned seating (no changes)
- Plated Dinner
- Plated Kids Meal Option
- Business Casual Attire
- 6:00 pm - 6:30 pm - Social
- 6:30 pm - 9:45 pm - Dinner & Awards
- Door Prizes & Grand Door Prize



Events & Activities



Parade Has Events & Activities for All Ages & Interests

Competitive Events

All Porsche Models Concours d'Elegance

Porsche Design Time Speed Distance (TSD) Rally

Michelin Autocross

LN Engineering Historical & Technical Quiz

Each event or activity has a Chair or Coordinator.
If you have a question about an event/activity, please contact them.
Their information can be found at

www.PorscheParade.org



Parade Has Events & Activities for All Ages & Interests

Other Events & Activities

- 5k Run/Walk
- Art Classes
- Art Show
- Beer Tasting
- Destination Drives
- Driving Tours
- Food & Beverage Classes
- Gimmick Rally
- Golf Tournament
- Hospitality
- Ice Cream Social
- Parade Store
- RC Cars
- Seminars
- SIM Racing
- Tech Tactics
- Historical Tour
- Food and Beverage Classes

Each event or activity has a Chair or Coordinator.
If you have a question about an event/activity, please contact them.
Their information can be found at

www.PorscheParade.org



PCA Juniors @ Parade



PCA Juniors @ Parade



- PCA Juniors is a program for kids 0-18
- PCA Juniors is not a babysitting service. PCA Juniors is a family activity.
- PCA Juniors has events and activities for all ages and interest levels - including littles and teenagers



PCA Juniors @ Parade

Special Events

PCA Juniors Competitive Event Series

Win trophies, just like the grown ups!

Hagerty Youth Judging

Children will judge cars at the Concours d'Elegance.

Art Seminar with Kelly Telfer

Children 10 and older will paint with PCA's artist Kelly Telfer.

STEM Projects / Arts and Crafts

Engineering, Design, and Create

SIM Racing Challenge

Juniors of all ages can put their driving skills to the test.

Family Fun Night

Spend an evening with other PCA Families.



Registration for PCA Juniors, JPP, and CAFP

	Child Age Entrant	JPP Junior Participation Program	CAFP College Age Family Program	PCA Juniors @ Parade
What is it?	Access to Parade Venues; Ice Cream Social; RC Car Events; Parade Welcome Party Social Hour	Access to Parade Venues; Ice Cream Social; RC Car Events; Parade Welcome Party Social Allows non-entrants to compete in adult competition events.	Access to Parade Venues; Ice Cream Social; RC Car Events; Parade Welcome Party Social Allows non-entrants to compete in adult competition events.	PCA Juniors Competitive Events such as AnyCross & Mini Car Concours; Juniors STEM and Art Projects; Kelly Telfer Art Seminar; PCA Juniors Teen Lounge
Ages	0-12	AX: Ages 16 and 17 Rally Navigator: Ages 13 - 17	Ages 18 - 25	0 - 18
Parade Registration Instructions	Step 1: Register as Child Entrant Step 2: Register for PCA Juniors @ Parade Activities	Step 1: Register Entrant as JPP Step 2: Register for PCA Juniors @ Parade Activities	Register Entrant as CAFP	Step 1: Register Entrant for Parade Step 2: Register for PCA Juniors @ Parade Activities

Volunteering



Volunteering

Porsche Parade is not only Volunteer led, it is Volunteer run!

There is a job for every person and every ability.

Volunteering is a great way to meet PCA Members from other Regions.

You will receive a Volunteer T-Shirt.

Please volunteer!



Volunteer



- Most Volunteer Shifts are 2-3 hours
- Volunteers who work 2 or more shifts may attend the Volunteer Party on Saturday

There are more prizes given away at the
Volunteer Party
than all other banquets combined!



The Phase II Registration Process

Things You Need to Know



You Must Register for Parade in Advance

There is no onsite registration.

You must register for all banquets,
most events, tours, and activities in advance.

The last day to register for banquets, most events
and activities is May 13, 2023.

Register early! Events will fill quickly.



Be Aware of Specific Requirements for Competitive Events

Many competitive events have check-in deadline and/or safety requirements (helmets), such as passing a tech inspection.

Read the Parade Competition Rules (PCRs) and make sure you know what the requirements are for your events.

The PCRs and Inspection Forms are available on the Parade website. Know your class and/or category!

www.PorscheParade.org



You Can Participate in Select Events with Your Non-Porsche Car

Parade Attendees are PCA Members from all over the United States and Canada. Due to the distance from home, many attendees choose to fly to Parade and rent a car.

Parade Attendees may participate in the Driving Tours and Gimmick Rally with any car - not just a Porsche!



You Can Modify Your Parade Registration

You can modify your Parade Registration up until May 13, 2023.

You can sign up for additional events and activities, or decide not to participate in activities you originally signed up for.

If you modify your registration to add activities, additional fees may be due.

If you modify your registration to remove activities, refunds will be issued *after* registration has closed.

You have the freedom to change your mind.
But only until May 13!



Parade Event Waitlists

Events fill up quickly.

If the event is full, you may register with Waitlist Status.

The system will give you the option to proceed with Waitlist Status.

You will still be charged the event fee, even with Waitlist Status.

As attendees modify their registrations and/or cancel,
Registrants with Waitlist Status will be moved into the event.

If your Waitlist Status does not clear prior to May 13, 2023,
you will receive an email notification and full event-fee refund.

Patience, please!



Parade Cancellation Policy

Parade registrations are not transferrable

100% of the Parade Registration Fees, minus a \$50 administrative fee, will be refunded for cancellations received prior to April 20 (11:59 PM ET)

50% of Registration Fees, plus a \$50 administrative fee, will be withheld for cancellations received from April 21 - May 19

There are no refunds for cancellations received after 11:59 pm ET on May 19

All cancellation requests must be emailed to the Parade Registrar:
paradereg@national.pca.org



Cancellation Policy

Hotel reservations must be cancelled separately:

You must contact the Porsche Parade Housing Bureau via email
to cancel hotel reservations.

porscheparade@conferencedirect.com

All hotel cancellations will be subject to a \$50 cancellation fee.



How To Complete Phase II Registration



Information You Need For Registration

Before logging in to the Registration System, you need to have the following information:

License plates of all Porsche(s) you are bringing

Brand of tires on all Porsche(s) you are bringing

Dates of birth for all children attending

T-shirt sizes of all Parade attendees, including children

Banquet / meal selections

Volunteer Shifts you would like to work


Competitive event selections, including the class/category you are entering

All other events / activities in which you wish to participate

If you are trailering your Porsche: know the length of your trailer and license plate for your trailer

How To Complete Your Registration

This is what the Parade Registration Screen looks like:

 Parade Registration

How to register: Click on a box below to edit your registration for that event. In order to check out, you must go through each event and complete the form, regardless of whether you will be participating in that event or not. To decline multiple events, click "Select Multiple Events" and click on the events you want to select. Selected events will turn a dark color. When you are done, click the "Mark selected as not participating" button. NOTE: You are not registered for the parade until you have paid and received a confirmation email with your parade entrant number.

[Checkout](#)

Registration Summary

Status: **Complete**

Entrant Badge	Test Region Official
Parade Entrant #	
Co-entrant Badge	--
Add Family	0
Total Persons	1

Fee Summary

Entry fee	\$200
Add family fee	\$0
Meal fee	\$0
Event fee	\$0
Total fee	\$200

Payment Summary

Payments credited	\$0
Rem. balance	\$200

Actions

- Print summary
- See attendees

Registrar
Kathleen Behrens
[Redacted]
registrar@pcoparade.org

Primary Information

Primary Entrant \$200.00	Co-Entrant & Guests \$0.00	Meals \$0.00	Cars	Volunteer
------------------------------------	--	------------------------	-------------	------------------

Events

[Select Multiple Events](#) [View as Chart](#)

Grill Badge \$0	Ozark Distillery Moonshine \$0	Art Show \$0	Michelin Drive and Compare \$0
Porsche Concours \$0	Michelin Autocross Day 1 \$0	Michelin Autocross Day 2 \$0	Technical & Historic Quiz \$0
McBil 1 TSD Rally \$0	Gimmick Rally \$0	Parade of Porsches \$0	Tech Academy \$0
5K Run/Walk \$0	Golf Tournament \$0	Beer Tasting \$0	Wine Tasting \$0
RC Car On-Road Competition \$0	RC Car Off-Road Competition \$0	Parade Kids \$0	
Dinner Cruise Lake of the Ozarks #1 \$0	Dinner Cruise Lake of the Ozarks #2 \$0		

How To Complete Your Registration

This is what the Parade Registration Screen looks like:

Parade Registration

How to register: Click on a box below to edit your registration for that event. In order to check out, you must go through each event and complete the form, regardless of whether you will be participating in that event or not. To decline multiple events, click "Select Multiple Events" and click on the events you want to select. Selected events will turn a dark color. When you are done, click the "Mark selected as not participating" button. NOTE: You are not registered for the parade until you have paid and received a confirmation email with your parade entrant number.

Registration Summary
Status: **Complete**

Entrant Badge	Test Region Official
Parade Entrant #	
Co-entrant Badge	--
Add Family	0
Total Persons	1

Fee Summary

Entry fee	\$200
Add family fee	\$0
Meal fee	\$0
Event fee	\$0
Total fee	\$200

Payment Summary

Payments credited	\$0
Rem. balance	\$200

Actions

- Print summary
- See attendees

Registrar
Kathleen Behrens
[Redacted]
registrar@pcoparade.org

Primary Information

Primary Entrant \$200.00	Co-Entrant & Guests \$0.00	Meals \$0.00	Cars	Volunteer
--------------------------	----------------------------	--------------	------	-----------

Events

Select Multiple Events View as Chart

Grill Badge \$0	Ozark Distillery Moonshine \$0	Art Show \$0
Porsche Concours \$0	Michelin Autocross Day 1 \$0	Michelin Autocross Day 2 \$0
McBil 1 TSD Rally \$0	Gimmick Rally \$0	Parade of Porsche \$0
5K Run/Walk \$0	Golf Tournament \$0	Bear Tasting \$0
RC Car On-Road Competition \$0	RC Car Off-Road Competition \$0	Parade Kids \$0
Dinner Cruise Lake of the Ozarks #1 \$0	Dinner Cruise Lake of the Ozarks #2 \$0	


Checkout

The Registration System will display all Events.

Click a box to go into that event.

How To Complete Your Registration

This is what the Parade Registration Screen looks like:

 Parade Registration

[Return to dashboard](#)

Driving Tour: Bass Pro Shop #1

Tuesday, July 10, 7:00 am to 3:00 pm

This driving tour will head west and south along the back roads of central Missouri with some nice curvy sections and then into Springfield. The real draw here, however, is the huge facility. You may have been in a Bass Pro Shop store elsewhere, but I'm quite certain you haven't been in one this size! The main store houses thousands of items, one of which being Ernest Hemmingway's fishing boat and a Zane Grey boat actually floating on water. One section of the store is devoted to a gun museum for the National Rifle Association and includes famous and one-of-a-kind guns such as: Theodore Roosevelt's and Dwight Eisenhower's personal guns and the gun that killed Jesse James. It is truly an impressive display, despite any personal feelings about gun legislation and the controversy surrounding the topic. It is actually a trip through American history.

Event URL: <http://parade2018.poa.org/tours.html>

Contact: [Greg Halverson](#)

Approximately 121 miles, 4 hours (not including museum tours) tour time.

Buffet Lunch at Hemmingway's which changes daily. Selections should include fried catfish, popcorn shrimp, clam strips, soup and salad bar, and desserts. Beverage choice of tea, water or lemonade.

This event overlaps with the following events:

- Mobil 1 TSD Rally - Tuesday, July 10, 8:00 am to 3:30 pm
- Driving Tour: State Prison #1 - Tuesday, July 10, 8:00 am to 3:30 pm
- Driving Tour: Stone Hill Winery #1 - Tuesday, July 10, 9:00 am to 4:00 pm
- Driving Tour: Branson Belle Cruise #1 - Tuesday, July 10, 7:00 am to 5:00 pm
- Driving Tour: Warm Springs Ranch #1 - Tuesday, July 10, 7:00 am to 2:00 pm
- Distillery Tour: Ozark Distillery #1 - Tuesday, July 10, 2:00 pm to 3:30 pm
- Boat Tour: Lake of the Ozarks #1 - Tuesday, July 10, 10:00 am to 11:30 am
- Boat Tour: Lake of the Ozarks #2 - Tuesday, July 10, 2:00 pm to 3:30 pm
- RC Car On-Road Competition - Tuesday, July 10, 12:00 pm to 4:00 pm
- Driving Tour: Warm Springs Ranch #2 - Tuesday, July 10, 9:00 am to 4:00 pm

Mark as not participating and continue

Register (Total cost: \$0)

Test Region Official

Would you like to join the driving tour to Bass Pro Shop Headquarters??* (Prize: \$20)

Yes No

Next: Driving Tour: Bass Pro Shop #2

How To Complete Your Registration

This is what the Parade Registration Screen looks like:

The screenshot shows a registration page for an event titled "Driving Tour: Bass Pro Shop #1" on Tuesday, July 10, from 7:00 am to 3:00 pm. The page includes a description of the tour, contact information for Greg Halverson, and a list of overlapping events. Annotations with arrows point to the date and time, the event description, and the conflict list. A footer contains a "save and continue" button and a "Next" link to another event.

Parade Registration

Return to dashboard

Driving Tour: Bass Pro Shop #1

Tuesday, July 10, 7:00 am to 3:00 pm

This driving tour will head west and south along the back roads of central Missouri with some nice curvy sections and then into Springfield. The real draw here, however, is the huge facility. You may have been in a Bass Pro Shop store elsewhere, but I'm quite certain you haven't been in one this size! The main store houses thousands of items, one of which being Ernest Hemmingway's fishing boat and a Zane Grey boat actually floating on water. One section of the store is devoted to a gun museum for the National Rifle Association and includes famous and one-of-a-kind guns such as: Theodore Roosevelt's and Dwight Eisenhower's personal guns and the gun that killed Jesse James. It is truly an impressive display, despite any personal feelings about gun legislation and the controversy surrounding the topic. It is actually a trip through American history.

Event URL: <http://parade.org>
Contact: Greg Halverson

Approximately 121 miles, 4 hours (not including museum tours) tour time.

Buffet Lunch at Hemmingway's which changes daily. Selections should include fried catfish, popcorn shrimp, clam strips, soup and salad bar, and desserts. Beverage choice of tea, water or lemonade.

This event overlaps with the following events:

- Mobil 1 TSD Rally - Tuesday, July 10, 8:00 am to 3:30 pm
- Driving Tour: State Prison #1 - Tuesday, July 10, 8:00 am to 3:30 pm
- Driving Tour: Stone Hill Winery #1 - Tuesday, July 10, 9:00 am to 4:00 pm
- Driving Tour: Branson Belle Cruise #1 - Tuesday, July 10, 7:00 am to 5:00 pm
- Driving Tour: Warm Springs Ranch #1 - Tuesday, July 10, 7:00 am to 2:00 pm
- Distillery Tour: Ozark Distillery #1 - Tuesday, July 10, 2:00 pm to 3:30 pm
- Boat Tour: Lake of the Ozarks #1 - Tuesday, July 10, 10:00 am to 11:30 am
- Boat Tour: Lake of the Ozarks #2 - Tuesday, July 10, 2:00 pm to 3:30 pm
- RC Car On-Road Competition - Tuesday, July 10, 12:00 pm to 4:00 pm
- Driving Tour: Warm Springs Ranch #2 - Tuesday, July 10, 9:00 am to 4:00 pm

Test Region Official

save and continue Next: Driving Tour: Bass Pro Shop #2

Event's date and time.

Event description.


Check for conflicts.

The system will let you register for events with conflicting times.

We strongly recommend making a schedule and checking for conflicts before logging into the Registration System

How To Complete Your Registration

This is what the Parade Registration Screen looks like:

 Parade Registration

[Return to dashboard](#)

Driving Tour: Bass Pro Shop #1

Tuesday, July 10, 7:00 am to 3:00 pm

This driving tour will head west and south along the back roads of central Missouri with some nice curvy sections and then into Springfield. The real draw here, however, is the huge facility. You may have been in a Bass Pro Shop store elsewhere, but I'm quite certain you haven't been in one this size! The main store houses thousands of items, one of which being Ernest Hemmingway's fishing boat and a Zane Grey boat actually floating on water. One section of the store is devoted to a gun museum for the National Rifle Association and includes famous and one-of-a-kind guns such as: Theodore Roosevelt's and Dwight Eisenhower's personal guns and the gun that killed Jesse James. It is truly an impressive display, despite any personal feelings about gun legislation and the controversy surrounding the topic. It is actually a trip through American history.

Event URL: <http://parade2018.poa.org/tours.html>
Contact: Greg Halverson

Approximately 121 miles, 4 hours (not including museum tours) tour time.

Buffet Lunch at Hemmingway's which changes daily. Selections should include fried catfish, popcorn shrimp, clam strips, soup and salad bar, and desserts. Beverage choice of tea, water or lemonade.

This event overlaps with the following events:

- Mobil 1 TSD Rally - Tuesday, July 10, 8:00 am to 3:30 pm
- Driving Tour: State Prison #1 - Tuesday, July 10, 8:00 am to 3:30 pm
- Driving Tour: Stone Hill Winery #1 - Tuesday, July 10, 9:00 am to 4:00 pm
- Driving Tour: Branson Belle Cruise #1 - Tuesday, July 10, 7:00 am to 5:00 pm
- Driving Tour: Warm Springs Ranch #1 - Tuesday, July 10, 7:00 am to 2:00 pm
- Distillery Tour: Ozark Distillery #1 - Tuesday, July 10, 2:00 pm to 3:30 pm
- Boat Tour: Lake of the Ozarks #1 - Tuesday, July 10, 10:00 am to 11:30 am
- Boat Tour: Lake of the Ozarks #2 - Tuesday, July 10, 2:00 pm to 3:30 pm
- RC Car On-Road Competition - Tuesday, July 10, 12:00 pm to 4:00 pm
- Driving Tour: Warm Springs Ranch #2 - Tuesday, July 10, 9:00 am to 4:00 pm

Register (Total cost: \$0)

Test Region Official

Would you like to join the driving tour to Bass Pro Shop Headquarters??* (Price: \$20)

Yes No

[Save and continue](#)


Select "yes" or "no" to indicate whether or not you would like to participate.

Click

"Save and continue"

How To Complete Your Registration

This is what the Parade Registration Screen looks like:

 Parade Registration

TSD Rally

Tuesday, July 10, 8:00 am to 3:30 pm

[Return to dashboard](#)

The Time-Speed-Distance (TSD) Rally will take you around the scenic roads surrounding the Lake of the Ozarks area in a rally sharpened for your driving pleasure. It will delight the novice and challenge the rally expert! Consider attending the Rally School on Monday afternoon whether you are new to rallying or just want a refresher.

Total time: 4 hours
Total mileage: 110 miles

To register: ONLY THE DRIVER SHOULD REGISTER FOR THIS EVENT. If you are not driving your Porsche in this event, the Porsche used must be a registered for the Parade by another entrant. Junior Participation Program (JPP) members may not drive in the TSD Rally, but may navigate with either of their sponsoring PCA members driving. College Age Family Program (CAFP) members may either drive or navigate in the TSD Rally. Kids younger than JPP age are not allowed on the Rally. Only two people may be in the rally car, the driver and the navigator. Adult Guests are not allowed to compete in this event. Only registered Porsches may be driven on the rally. Only two people are allowed in the car during the rally. Be sure to see the current Parade Competition Rules (PCRs) for definitions of the current rally classes offered (available classes currently are 80). The use of GPS Navigation Systems (both factory and portable) have been clarified. Entrants are responsible for correctly classifying their own vehicle.

Event URL: <http://2018parade.pca.org/rally.html>
Contact: Rik Larson

This event overlaps with the following events:

- Driving Tour: State Prison #1 - Tuesday, July 10, 8:00 am to 3:30 pm
- Driving Tour: Stone Hill Winery #1 - Tuesday, July 10, 9:00 am to 4:00 pm
- Driving Tour: Bass Pro Shop #1 - Tuesday, July 10, 7:00 am to 3:00 pm
- Driving Tour: Hanson Bath Chase #1 - Tuesday, July 10, 7:00 am to 3:00 pm
- Driving Tour: Warm Springs Ranch #1 - Tuesday, July 10, 7:00 am to 2:00 pm
- Distillery Tour: Ozark Distillery #1 - Tuesday, July 10, 2:00 pm to 3:30 pm
- Boat Tour: Lake of the Ozarks #1 - Tuesday, July 10, 10:00 am to 11:30 am
- Boat Tour: Lake of the Ozarks #2 - Tuesday, July 10, 2:00 pm to 3:30 pm
- NO CAR On-Road Competition - Tuesday, July 10, 12:00 pm to 4:00 pm
- Driving Tour: Warm Springs Ranch #2 - Tuesday, July 10, 9:00 am to 4:00 pm

Register (Total cost: \$0)

Participant Name

Would you like to participate in the TSD Rally? (Drivers Only)* (Porsche 826)

Yes No

How To Complete Your Registration

This is what the Parade Registration Screen looks like:

Parade Registration

TSD Rally Return to dashboard

Tuesday, July 10, 8:00 am to 3:30 pm

The Time-Speed-Distance (TSD) Rally will take you around the scenic roads surrounding the Lake of the Ozarks area in a rally sharpened for your driving pleasure. It will delight the novice and challenge the rally expert! Consider attending the Rally School on Monday afternoon whether you are new to rallying or just want a refresher.

Total time: 4 hours
Total mileage: 110 miles

To register: ONLY THE DRIVER SHOULD REGISTER FOR THIS EVENT. If you are not driving your Porsche in this event, the Porsche used must be a registered for the Parade by another entrant. Junior Participation Program (JPP) members may not drive in the TSD Rally, but may navigate with either of their sponsoring PCA members driving. College Age Family Program (CAFP) members may either drive or navigate in the TSD Rally. Kids younger than JPP age are not allowed on the Rally. Only two people may be in the rally car, the driver and the navigator. Adult Guests are not allowed to compete in this event. Only registered Porsches may be driven on the rally. Only two people are allowed in the car during the rally. Be sure to see the current Parade Competition Rules (PCRs) for definitions of the current rally classes offered (available classes currently are 80). The use of GPS Navigation Systems (both factory and portable) have been clarified. Entrants are responsible for correctly classifying their own vehicle.

Event URL: <http://2018parade.pca.org/rally.html>
Contact: Rik Larson

This event overlaps with the following events:

- Driving Tour: State Prison #1 - Tuesday, July 10, 8:00 am to 3:30 pm
- Driving Tour: Stone Hill Winery #1 - Tuesday, July 10, 9:00 am to 4:00 pm
- Driving Tour: Bass Pro Shop #1 - Tuesday, July 10, 7:00 am to 3:00 pm
- Driving Tour: Hanson Bath Chase #1 - Tuesday, July 10, 7:00 am to 3:00 pm
- Driving Tour: Warm Springs Ranch #1 - Tuesday, July 10, 7:00 am to 2:00 pm
- Distillery Tour: Ozark Distillery #1 - Tuesday, July 10, 2:00 pm to 3:30 pm
- Boat Tour: Lake of the Ozarks #1 - Tuesday, July 10, 10:00 am to 11:30 am
- Boat Tour: Lake of the Ozarks #2 - Tuesday, July 10, 2:00 pm to 3:30 pm
- NO CAR On-Road Competition - Tuesday, July 10, 12:00 pm to 4:00 pm
- Driving Tour: Warm Springs Ranch #2 - Tuesday, July 10, 9:00 am to 4:00 pm

Register (Total cost: \$0) Mark as not participating and continue

Participant Name

Would you like to participate in the TSD Rally? (Drivers Only)* (Price: \$25)

Yes No

Special Instructions.

How To Complete Your Registration

This is what the Parade Registration Screen looks like:

Some events require a competition class.

In what class would you like to compete?*

Choose one

Save and continue

Next: Gimmick Rally


Read the Parade Competition Rules (PCRs) to determine your class.

The PCRs are available on our website

www.PorscheParade.org

How To Complete Your Registration

This is what the Parade Registration Screen looks like:



The screenshot shows a web interface for 'Parade Registration'. The page title is 'Parade Registration' with a logo on the left. The main heading is 'Volunteer' with a subtext 'Volunteer to help out around the parade!'. Below this is a section for 'Test Region Official' with the question 'Do you want to be a volunteer worker?' and radio buttons for 'No' and 'Yes'. A green 'Save and continue' button is visible. A 'Return to dashboard' link is in the top right corner. A large black box with orange text is overlaid on the right side of the page, containing the message: 'Please Volunteer! Parade is run by you!'.

How To Complete Your Registration

This is what the Parade Registration Screen looks like:

The screenshot shows a web form titled "Parade Registration" with a sub-header "Volunteer". A "Return to dashboard" button is in the top right. The form includes a "Test Region Official" section with a question "Do you want to be a volunteer worker?" and radio buttons for "No" and "Yes". Below this is a text area for "Skills" with a placeholder "List any special skills or previous Parade experiences that might apply to the worker assignment. If you don't find your choice below, enter it here. Please also enter any positions that you cannot or do not want to do or let us know of any specific physical limitations that you may have." Another question "Attending the volunteer party?" has "No" and "Yes" radio buttons, with a note: "Please note: to qualify for attending the volunteerworkers party, you need to work at least one double shift or two single shifts." The "T-shirt size" is a dropdown menu. The "Shifts" section asks "How many shifts do you want to work?" with a dropdown menu. Below are six rows for "Shift 1" through "Shift 3", each with an "Alt Shift" option. Each row contains four dropdown menus: "Choose a day", "Choose an event", "Choose a job", and "Choose a shift". At the bottom, there is a green "Save and continue" button and a "Next: Dashboard" link.

Parade Registration

Return to dashboard

Volunteer

Volunteer to help out around Parade!

Test Region Official

Do you want to be a volunteer worker?

No Yes

List any special skills or previous Parade experiences that might apply to the worker assignment. If you don't find your choice below, enter it here. Please also enter any positions that you cannot or do not want to do or let us know of any specific physical limitations that you may have.

Skills

Attending the volunteer party? No Yes

Please note: to qualify for attending the volunteerworkers party, you need to work at least one double shift or two single shifts.

T-shirt size: Choose a size

Shifts

Select your volunteer preferences here.

How many shifts do you want to work? Choose a number

Shift 1	Choose a day	Choose an event	Choose a job	Choose a shift
Alt Shift 1	Choose a day	Choose an event	Choose a job	Choose a shift
Shift 2	Choose a day	Choose an event	Choose a job	Choose a shift
Alt Shift 2	Choose a day	Choose an event	Choose a job	Choose a shift
Shift 3	Choose a day	Choose an event	Choose a job	Choose a shift
Alt Shift 3	Choose a day	Choose an event	Choose a job	Choose a shift

Save and continue

Next: Dashboard

How To Complete Your Registration

This is what the Parade Registration Screen looks like:

The screenshot shows a web form titled "Parade Registration" with a sub-header "Volunteer". A "Return to dashboard" button is in the top right. Below the title is a sub-section "Test Region Official" with a question "Do you want to be a volunteer worker?" and radio buttons for "No" and "Yes". A text area for "Skills" is highlighted with a red arrow and a callout box. Below this is a question "Attending the volunteer party?" with radio buttons for "No" and "Yes", and a note about working at least one double shift or two single shifts. A "T-shirt size" dropdown menu is set to "Choose a size". The "Shifts" section asks "How many shifts do you want to work?" with a dropdown menu set to "Choose a number". Below this are six rows of shift selection, each with four dropdown menus for "Shift 1", "Alt Shift 1", "Shift 2", "Alt Shift 2", "Shift 3", and "Alt Shift 3". Each dropdown menu is set to "Choose a day", "Choose an event", "Choose a job", and "Choose a shift" respectively. At the bottom, there is a green "Save and continue" button and a "Next: Dashboard" link.

Parade Registration

Return to dashboard

Volunteer

Volunteer to help out around Parade!

Test Region Official

Do you want to be a volunteer worker?

No Yes

List any special skills or previous Parade experiences that might apply to the worker assignment. If you don't find your choice below, enter it here. Please also enter any positions that you cannot or do not want to do or let us know of any specific physical limitations that you may have.

Skills

Attending the volunteer party? No Yes

Please note: to qualify for attending the volunteerworkers party, you need to work at least one double shift or two single shifts.

T-shirt size: Choose a size

Shifts

Select your volunteer preferences here.

How many shifts do you want to work? Choose a number

Shift 1	Choose a day	Choose an event	Choose a job	Choose a shift
Alt Shift 1	Choose a day	Choose an event	Choose a job	Choose a shift
Shift 2	Choose a day	Choose an event	Choose a job	Choose a shift
Alt Shift 2	Choose a day	Choose an event	Choose a job	Choose a shift
Shift 3	Choose a day	Choose an event	Choose a job	Choose a shift
Alt Shift 3	Choose a day	Choose an event	Choose a job	Choose a shift

Save and continue Next: Dashboard

Any special skills?

How To Complete Your Registration

This is what the Parade Registration Screen looks like:

The screenshot shows a web form titled "Parade Registration" with a sub-header "Volunteer". A "Return to dashboard" button is in the top right. The form includes a "Test Region Official" section with a question "Do you want to be a volunteer worker?" and radio buttons for "No" and "Yes". Below this is a text area for "Skills" and a question "Attending the volunteer party?" with radio buttons for "No" and "Yes". A red arrow points from the "Attending the volunteer party?" question to a callout box on the right. The "T-shirt size" is a dropdown menu. The "Shifts" section asks "How many shifts do you want to work?" with a dropdown menu, followed by a table of shift selection options. At the bottom are "Save and continue" and "Next: Dashboard" buttons.

Attending the Volunteer Party on Saturday?

More prizes are given away at the Volunteer Party than all other banquets combined.

How To Complete Your Registration

This is what the Parade Registration Screen looks like:

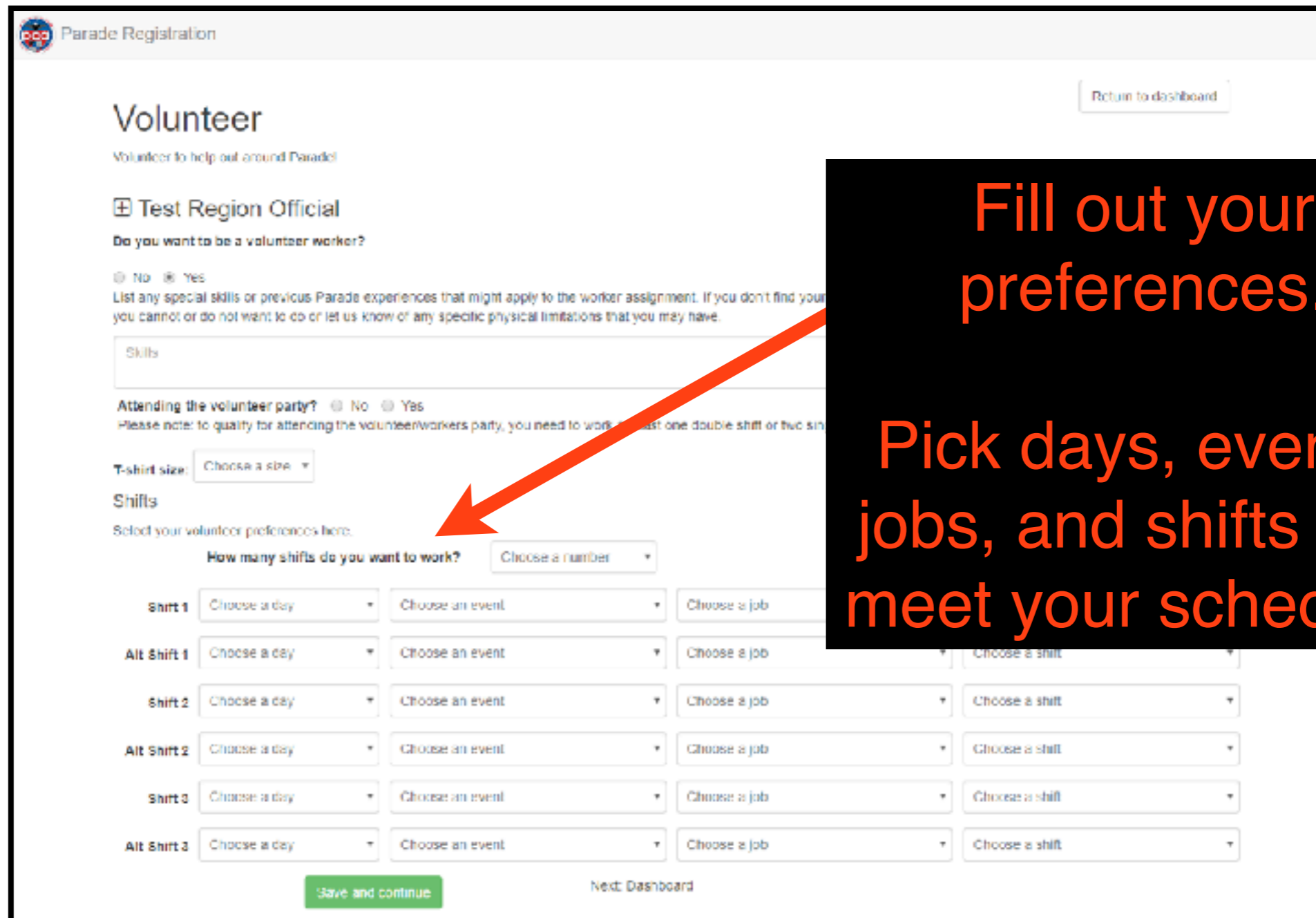
The screenshot shows a web form titled "Parade Registration" with a sub-header "Volunteer". A "Return to dashboard" button is in the top right. The form includes a "Test Region Official" section with a question "Do you want to be a volunteer worker?" and radio buttons for "No" and "Yes". Below this is a text area for "Skills" and another question "Attending the volunteer party?" with "No" and "Yes" radio buttons. A note states: "Please note: to qualify for attending the volunteerworkers party, you need to work at least one double shift". The "T-shirt size" field is a dropdown menu with "Choose a size" selected. An orange arrow points from a black box containing the text "Tell us your size." to this dropdown. Below the "Shifts" section, there is a question "How many shifts do you want to work?" with a "Choose a number" dropdown. The "Shifts" section contains a table of shift selection options:

Shift	Day	Event	Job	Shift
Shift 1	Choose a day	Choose an event	Choose a job	Choose a shift
Alt Shift 1	Choose a day	Choose an event	Choose a job	Choose a shift
Shift 2	Choose a day	Choose an event	Choose a job	Choose a shift
Alt Shift 2	Choose a day	Choose an event	Choose a job	Choose a shift
Shift 3	Choose a day	Choose an event	Choose a job	Choose a shift
Alt Shift 3	Choose a day	Choose an event	Choose a job	Choose a shift

At the bottom, there is a green "Save and continue" button and a "Next: Dashboard" link. A large black box with blue text is overlaid on the bottom half of the form, containing the text: "Double check your size. There will be no exchange."

How To Complete Your Registration

This is what the Parade Registration Screen looks like:



The screenshot shows a web form titled "Parade Registration" with a "Return to dashboard" button in the top right. The main heading is "Volunteer" with the subtext "Volunteer to help out around Parade!". Below this is a section for "Test Region Official" with the question "Do you want to be a volunteer worker?". There are radio buttons for "No" and "Yes". A text area follows for listing special skills or previous Parade experiences. Below that is a question about attending the volunteer party with "No" and "Yes" radio buttons. A "T-shirt size" dropdown menu is set to "Choose a size". The "Shifts" section is titled "Select your volunteer preferences here." and includes a "How many shifts do you want to work?" dropdown menu set to "Choose a number". Below this are six rows of shift selection, each with four dropdown menus: "Choose a day", "Choose an event", "Choose a job", and "Choose a shift". The rows are labeled "Shift 1", "Alt Shift 1", "Shift 2", "Alt Shift 2", "Shift 3", and "Alt Shift 3". At the bottom, there is a green "Save and continue" button and a "Next: Dashboard" link.

Fill out your preferences.

Pick days, events, jobs, and shifts that meet your schedule!

How To Complete Your Registration

This is what the Parade Registration Screen looks like:

Parade Registration

How to register: Click on a box below to edit your registration for that event. In order to check out, you must go through each event and complete the form, regardless of whether you will be participating in that event or not. To decline multiple events, click "Select Multiple Events" and click on the events you want to select. Selected events will turn a dark color. When you are done, click the "Mark selected as not participating" button. NOTE: You are not registered for the parade until you have paid and received a confirmation email with your parade entrant number.

Registration Summary
Status: **Complete**

Entrant Badge	Test Region Official
Parade Entrant #	
Co-entrant Badge	--
Add Family	0
Total Persons	1

Fee Summary

Entry fee	\$200
Add family fee	\$0
Meal fee	\$0
Event fee	\$0
Total fee	\$200

Payment Summary

Payments credited	\$0
Rem. balance	\$200

Actions

- Print summary
- See attendees

Registrar
Kathleen Behrens
[Redacted]
registrar@pcoparade.org

Primary Information

Primary Entrant \$200.00	Co-Entrant & Guests \$0.00	Meals \$0.00	Cars	Volunteer
-----------------------------	-------------------------------	-----------------	------	-----------

Event Selection Grid

5K Run/Walk \$0	Golf Tournament \$0	Beer Tasting \$0	Wine Tasting \$0
RC Car On-Road Competition \$0	RC Car Off-Road Competition \$0	Parade Kids \$0	
Dinner Cruise Lake of the Ozarks #1 \$0	Dinner Cruise Lake of the Ozarks #2 \$0		

Checkout

Multiple Events **View as Chart**

As you make your selections, the Registration System will keep track of your selections and total cost.

How To Complete Your Registration

This is what the Parade Registration Screen looks like:

When you are finished making selections, go to "Checkout".

The screenshot shows a registration summary with a status of 'Complete'. Below the summary, there are several selection boxes: 'Primary Entrant' (\$200.00), 'Co-Entrant & Guests' (\$0.00), 'Meals' (\$0.00), 'Cars', and 'Volunteer'. The 'Checkout' button is circled in yellow and has a red arrow pointing to it from the text overlay.

The "Checkout" button will not activate until all boxes are filled with a color. (No gray boxes left)


Tip: You can save your registration progress, and finish later. Beware that some events may fill up!

The screenshot shows a list of events with their respective costs. Some events are highlighted in red, indicating they are selected or available. The events listed are: Porsche Concours (\$0), Michelin Autocross Day 1 (\$0), Michelin Autocross Day 2 (\$0), Technical & Historic Quiz (\$0), 5K Run/Walk (\$0), Golf Tournament (\$0), Beer Tasting (\$0), Wine Tasting (\$0), Dinner Cruise Lake of the Ozarks #1 (\$0), and Dinner Cruise Lake of the Ozarks #2 (\$0).

Remember, you can modify your registration until May 13, 2023.

How To Complete Your Registration

This is what the Parade Registration Screen looks like:

 Parade Registration

Checkout

You currently have a balance of **\$220.00**.

NOTE: You are not registered for the parade until you have paid and received a confirmation email with your parade entrant number.

Late Fee: Parade entrants registering 05.28.2018 (12:01 am) through 06.10.2018 (11:59 pm) will be assessed an additional late fee of \$50.

Refund Policy: All fees paid will be recorded and deposited at the time of registration. Parade registrations are not transferable. 100% of your registration fee will be refunded if your emailed cancellation request (registran@pcaparade.org) is received by the Parade Registrar no later than 04.06.2018 (11:59 pm); otherwise there is a 50% cancellation penalty. Once Parade Registration closes on 06.10.2018 (11:59 pm), there are no refunds.

Please enter your credit card information below. We accept Visa, MasterCard and American Express.

Payment Information

Name	<input type="text" value="Test"/>	<input type="text" value="Region Official"/>	
Address	<input type="text" value="9589 Gerwig Lane"/>	<input type="text" value="Apt/Suite"/>	
City	<input type="text" value="Columbia"/>	<input type="text" value="MD"/>	<input type="text" value="21046"/>
Country	<input type="text" value="US"/>		

Credit Card Information

Since this is not production, here are some sample cards:

Amex 1	<input type="text"/>	<input type="text"/>
Amex 2	<input type="text"/>	<input type="text"/>
Amex Corporate	<input type="text"/>	<input type="text"/>
Discover 1	<input type="text"/>	<input type="text"/>
Discover 2	<input type="text"/>	<input type="text"/>
Mastercard 1	<input type="text"/>	<input type="text"/>
Mastercard 2	<input type="text"/>	<input type="text"/>
Visa 1	<input type="text"/>	<input type="text"/>
Visa 2	<input type="text"/>	<input type="text"/>
Visa 3	<input type="text"/>	<input type="text"/>

Card Number	<input type="text" value="Card Number"/>	
Expiration	<input type="text" value="January"/>	<input type="text" value="2018"/>

How To Complete Your Registration

This is what the Parade Registration Screen looks like:

Parade Registration

Checkout

You currently have a balance of **\$220.00**.

NOTE: You are not registered for the parade until you have paid and received a confirmation email with your parade entrant number.

Late Fee: Parade entrants registering 05.28.2018 (12:01 am) through 06.10.2018 (11:59 pm) will be assessed an additional late fee of \$50.

Refund Policy: All fees paid will be recorded and deposited at the time of registration. Parade registrations are not transferable. 100% of your registration fee will be refunded if your emailed cancellation request (registran@pcaparade.org) is received by the Parade Registrar no later than 04.06.2018 (11:59 pm); otherwise there is a 50% cancellation penalty. Once Parade Registration closes on 06.10.2018 (11:59 pm), there are no refunds.

Please enter your credit card information below. We accept Visa, MasterCard and American Express.

Payment Information

Name	<input type="text" value="Test"/>	<input type="text" value="Region Official"/>	
Address	<input type="text" value="9589 Gerwig Lane"/>	<input type="text" value="Apt/Suite"/>	
City	<input type="text" value="Columbia"/>	<input type="text" value="MD"/>	<input type="text" value="21040"/>
Country	<input type="text" value="US"/>		

Credit Card Information

Since this is not production, here are some sample cards:

Card Number	<input type="text" value="Card Number"/>	
Expiration	<input type="text" value="January"/>	<input type="text" value="2019"/>

Have your payment information ready.

Use the billing address associated with your credit card.

All fees are due upon checkout.

That's it!

**You have now completed
Phase II Parade Registration!**



Parade 101



Parade 101

Before checking-in at Parade by entrant number, all first-time attendees are invited to attend Parade 101.

Parade 101 is a short class will teach you how to navigate Parade week.

Parade Check-In opens at 9:00 am on Sunday, June 18, 2023.



Reminder:

Phase II Parade Registration opens

Wednesday April 5, 2023

12:00 PM ET

Prepare for Phase II Registration by reviewing
the Parade website.

www.PorscheParade.org



See you in June!



www.PorscheParade.org